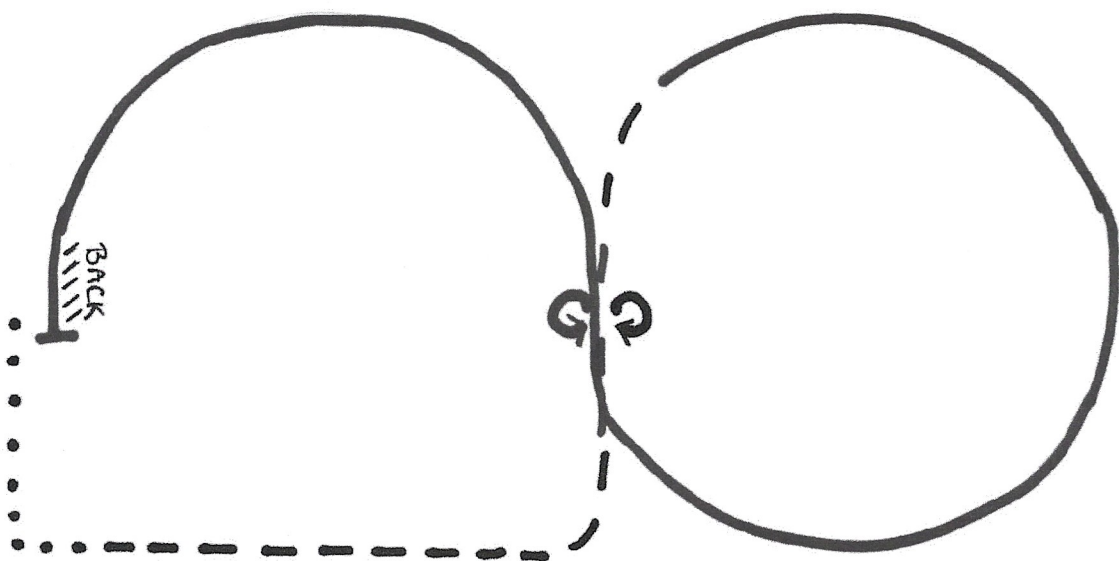


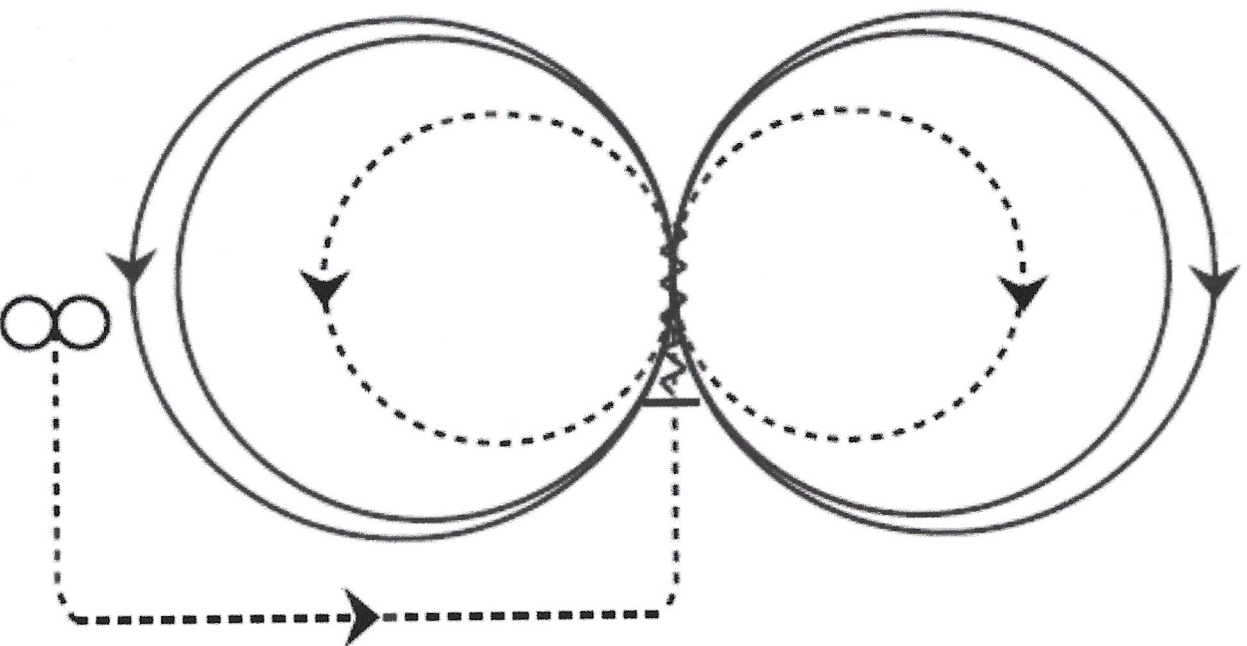
4-H Level 1 - Pattern



1. Walk around corner
2. Jog to center of arena
3. Stop and perform a 180° hindquarter turn to the Left and a 180° hindquarter turn to the Right (either direction first)
4. Jog away from center starting a circle
5. Lope right lead around end of arena and back to center
6. Perform simple lead change at center of arena
7. Lope left lead around corner to end of arena
8. Stop and back

Note: True Level 1 riders not assessed to lope yet may continue jogging lope sections of pattern without penalty.

4-H Level 2 - Pattern

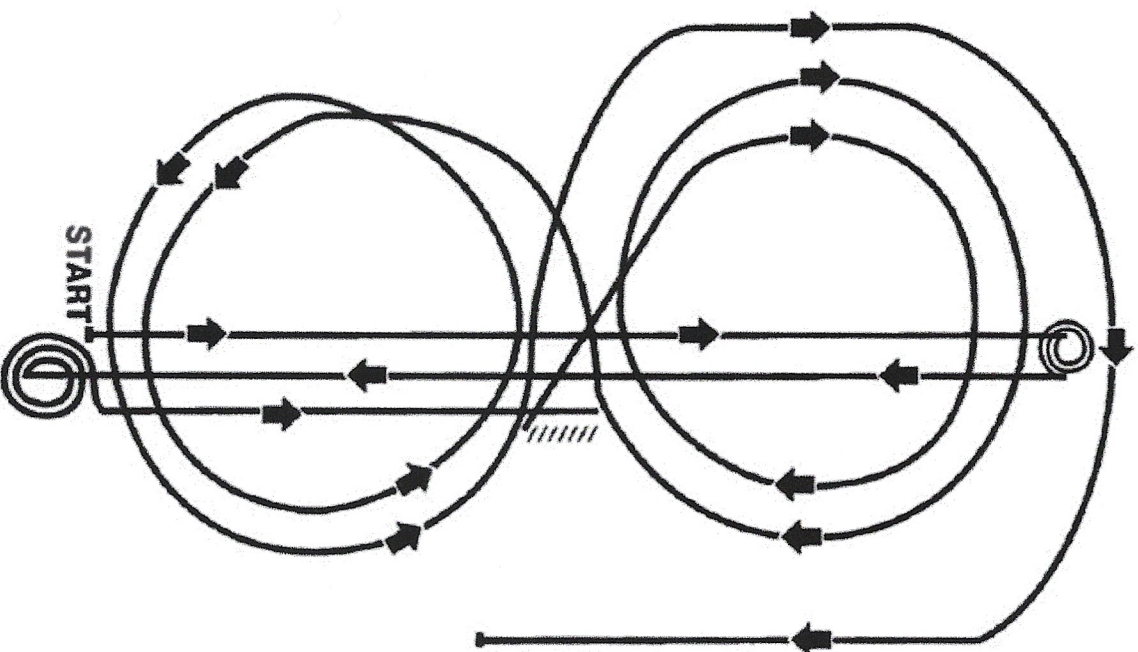


1. Pivot on the ~~center~~^{windquarter} - 360° each direction
2. Trot along perimeter to center; stop facing judge
3. Trot a medium size circle to the left; at center pick up left lead
4. Lope 2 circles to the left – large fast then small slow
5. Stop at center
6. Trot a medium size circle to the right; at center pick up right lead
7. Lope 2 circles to the right – large fast then small slow
8. Just beyond center; stop and back 10 feet

1. Lope along perimeter: go past center marker and do right rollback
2. Continue back around end of arena at lope; go past center marker and do rollback to left
3. Continue to lope around end of arena and close into circles
4. Lope 2 circles to the left; 1st Large & Fast, 2nd Small & Slow
5. At center of arena change leads (simple or flying)
6. Lope 2 circles to the right; 1st Large & Fast, 2nd Small & Slow
7. Lope additional large, fast circle but do not close. Continue loping down fence past center marker
8. Stop and back at least 10 feet
9. Call for Cow

Cow Work - Box Drive Box Drive (1 min 45 sec)

4-H Level 4 – Pattern with Cow work



1. Run up center of arena past end marker and stop
2. Complete 2 ½ spins to the left
3. Run down to other end of arena, past end marker and stop
4. Complete 2 ½ spins to the right
5. Run past the center marker and stop
6. Back at least 10 feet in a straight line
7. Complete ¼ turn to the left, hesitate. Beginning on right lead – complete 2 circles to the right, the first small and slow, the second large and fast
8. Change to left lead – Lope 2 circles to the left, the first small and slow, the second large and fast
9. Change to the right lead – Lope around end of arena to the other side and stop past center marker
10. Hesitate to complete pattern
11. Signal to call for cow

Cow Work

1. Box cow on end of arena
 2. Drive cow down fence past halfway point and show 1 fencing turn in each direction
 3. Rope or Circle
- Rope with breakaway honda, dally and stop
OR Circle cow in each direction